

Guangzhou zesaybeauty co.,limited

HIFU high intensity focused ultrasound



Operating Manual

✦ Please read through the operation manual before using the machine !

**MORE WE THINK, MORE WE DO !**



## WARRANTY CARD

Maintaining sheet		
Product description :		Purchasing date:
Outlet:	Add:	Tel.:
Client name:	Add:	Tel.:
Maintaining date	Fault case	Maintaining content

## Contents

<b>01 DESCRIPTION</b>	<b>03</b>
<b>02 APPLICATION</b>	<b>03</b>
<b>03 CONTRAINDICATION</b>	<b>04</b>
<b>04 SIDE EFFECT</b>	<b>04</b>
<b>05 SPECIFICATION</b>	<b>05</b>
<b>06 OPERATION KEYS</b>	<b>06</b>
<b>07 PREPARATION</b>	<b>08</b>
<b>08 OPERATION PROCEDURE</b>	<b>09</b>
<b>09 PARAMETER</b>	<b>10</b>
<b>10 POST-CARE</b>	<b>13</b>
<b>11 OPERATION CAUTIONS</b>	<b>13</b>
<b>12 WARRANTY CARD</b>	<b>17</b>

## DESCRIPTION

---

BC-HF2 is a HIFU(High Intensity Focused Ultrasound) system for skincare purpose. As it is based on non-invasive treatment, it can be used safely without damage on the surface of skin.

## APPLICATION

---

- ※ Face lifting and tightening
- ※ Eyebrow Lifting
- ※ Wrinkles Removal
- ※ Jaw line Lifting
- ※ Double chin Removing

12. Small lump after treatment, because the focused ultrasound produce the thermal energy caused the collagen and fiber concrete and shrink. it will disappear within 4 weeks

13. Skin surface subsidence after treatment. In the same area ,do many shots at high intensity in one treatment will occur skin surface subsidence.thus,it is forbidden to give many shots in one area. If skin surface subsidence occurs, only can do plastic surgery

14. Damage of the facial nerve after treatment. May occur in around the mouth and the forehead. DO NOT use high intensity during the treatment.if damage the facial nerve.can use acupuncture to recover.

4. **Can not judge the effect according to the energy**, since everyone has different sensibility and acceptability .Before every treatment,please test first, and should adjust the energy within the safe scope.
5. **Do not use this machine in the following area: facial plastic surgery area**, the area which inject skin filler liquid(such as inject Hyaluronic acid),Area with metal filler, Metal braces area, metal tooth area.
6. The skin swelling after treatment. should use cold therapy in time,will reduce the swelling soon. If not. The skin swelling will disappear some time.
7. Facial redness after treatment. Because of the focused energy, the skin will turn red ,after treatment, cold therapy will make the redness disappeared.
8. Face turns purple after treatment, it is because of the capillary bleeding , client take the aspirin or take the Vitamin E, should cool the skin in time. It will disappear within one week.
9. Facial one shape swelling(namely swelling in the shot track): Use the 3 mm tips will have one shape swelling easily. When doing the treatment. The energy should not be too high ,and if one shape swelling occurs ,use steroid in time, it will disappear in 24 hours
10. Pain last after treatment: it is because of too high energy when doing treatment or do treatment in the bone areas. Should avoid the bone areas, the pain will fade day by day, longest time is 4 weeks.
11. Pigment after treatment: pigment is in the skin surface 2–3mm.when doing the treatment the ultrasound wave focused and produce the thermal enery, will cause the pigment in the skin surface.they will disappear in one week,And if recovery slowly,will fade and disappear within half year.

## CONTRAINDICATION

---

- ◆ Pregnancy
- ◆ Bleeding disorders
- ◆ Immune deficits
- ◆ Heart, liver and kidney insufficiency
- ◆ Allergies
- ◆ Serious heart rhythm disorders

## SIDE EFFECT

---

- Transient superficial erythema on skin
- Slight to mild discomfort on a standardized pain scale

## SPECIFICATION

Model	BC-HF2
Source	HIFU (High Intensity Focused Ultrasound)
Energy	0.1~2J
Cartridge	4MHz (4.5mm penetration depth) 7MHz(3.0mm penetration depth)
Interval	2mm/3mm/4mm
Shot Length	30mm (Adjustable 10mm/20mm/30mm)
Input power	110V- 220V
Weight	12kg

2. The operation stall should read the manual and keep it in mind before using this machine. Below is the treatment area. **please just do treatment in the below area(Yellow region)**

- 1)Forehead\*\*\*3.0mm(within 0.6J)/4.5mm(within 0.7J)
- 2)CHEEK\*\*\*3.0mm(within 0.7J)/4.5mm(within 1.2J)
- 3)The lower Jaw \*\*\*\*3.0mm(within 0.6J)/4.5mm(within 1.2J)



3. **Forbid to do treatment in the below area(Red region).**because this area is the concentration region for controlling the facial nerves. If mishandle,may occurs facial nerve necrosis. Any result caused by do treatment in this area, All at your own risk.

## POST-CARE

- ◆ Moisturizing the skin after the treatment
- ◆ Applying the sun block (SPF40+) for at least a week since the treatment
- ◆ Do not stimulate the skin by such as scrubbing, peeling, excessive heating like sauna and so on at least for a week since the treatment.

## OPERATION CAUTIONS

1. For our HIFU machine, our sale person will tell you the character, function, operation, and the risk may exist before buying. This machine should be used by professional person, if someone who does not trained and use this machine, causes any damage, our company will not take responsibility for it. you have to responsible for it.

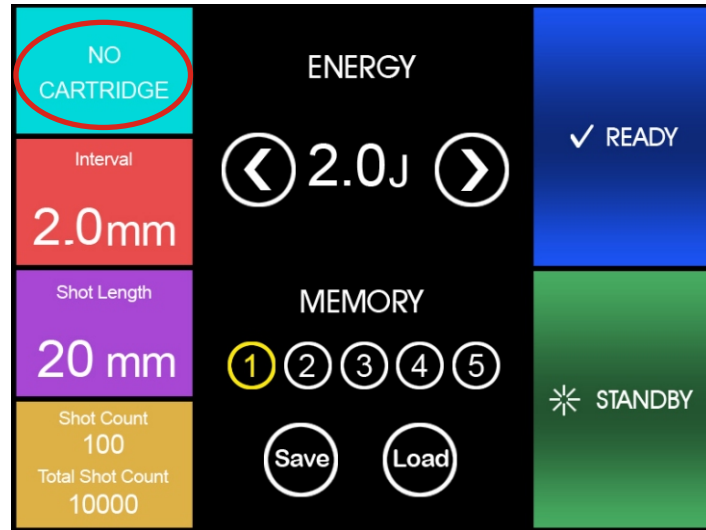
## OPERATION KEYS

Normal



ITEM	DESCRIPTION
NO CARTRIDGE	Failure of detecting a cartridge at the handpiece
Interval	◆ 2mm ◆ 3mm ◆ 4mm
Shot Length	◆ 10mm ◆ 20mm ◆ 30mm
ENERGY	0.1 J ~ 2 J
MEMORY	◆ memorize the current protocol: "NO." -> "save" ◆ call Memory: "NO." -> "load"
READY	◆ start the operation ◆ unable to change the protocol
STANDBY	◆ stop the operation ◆ able to change the protocol
Shot Count	< 999 shots
Total Shot Count	< 10000 shots

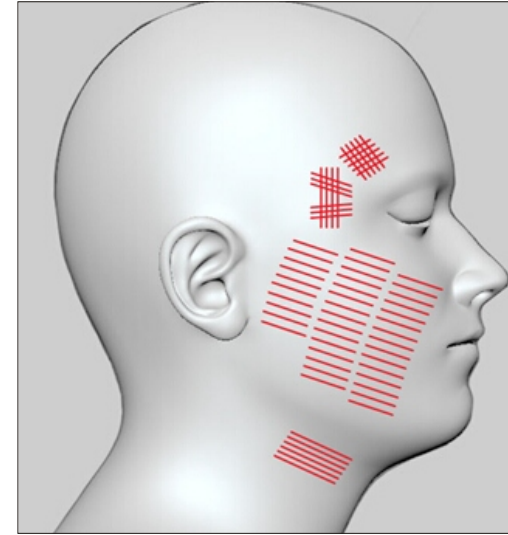
Device not connected



Alarm of cartridge change



Change the cartridge

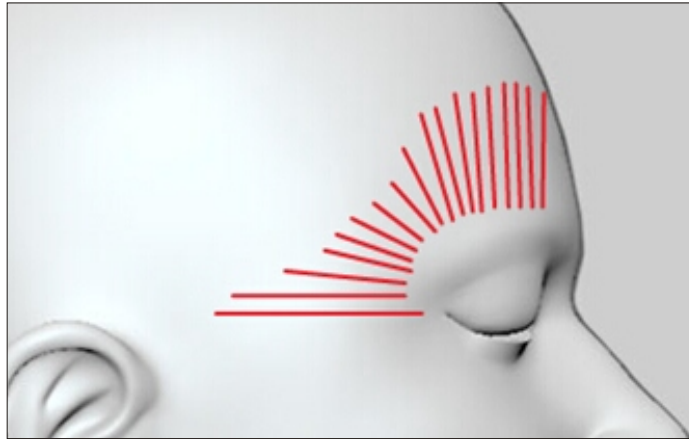


Area	Full face
Protocol	1J / Interval 2mm / Length 30mm
Total Line	400~500 lines

**[Notice]**

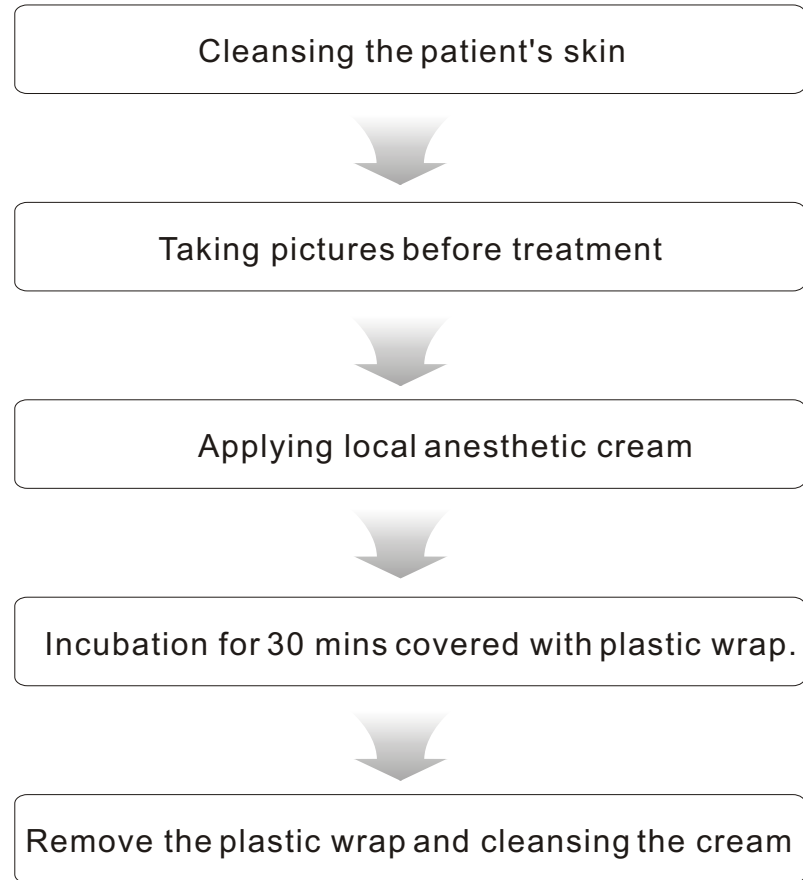
- ★ During the treatment, it should be fully contact between the handpiece and skin.
- ★ Otherwise, there is a possibility of getting burned





Area	Eyebrow
Protocol	0.8J / Interval 2mm / Length 30mm
Patient Line (Right eyebrow)	30~40 lines
Patient Line (Left eyebrow)	30~40 lines

## PREPARATION



## OPERATION PROCEDURE

### I. Test shot

- ◆ Set the energy at the level 1J
- ◆ Put some gel on the tip
- ◆ Press the shot button with the cartridge
- ◆ Direction to side-downward.

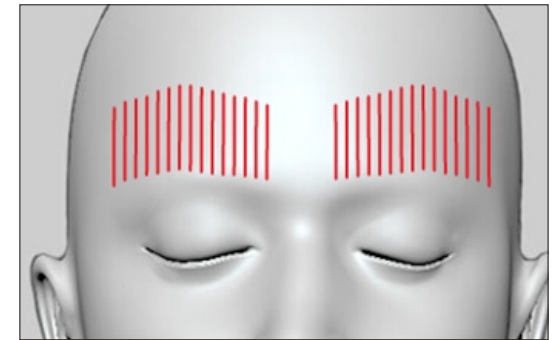
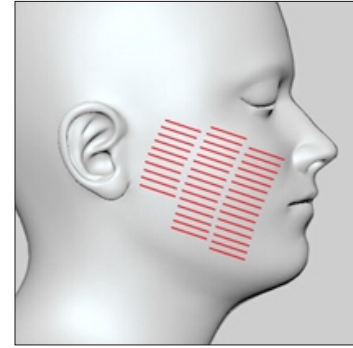
### II. To Patient

- ◆ Trial shot on patient's cheek
- ◆ Trial shot on patient's jaw

### III. Treatment

- ◆ Treatment

## PARAMETER



Area	Cheek
Protocol	1J / Interval 2mm / Length 30mm
Patient Line (Right cheek)	70~80 lines
Patient Line (Left cheek)	70~80 lines

#### [Notice]

- ★ If the erytherma gets serious, immediately stop the operation
- ★ Do not multiple overlapping on the same area consistently.
- ★ Do not remove the handpiece from the skin during the process of HIFU shot.